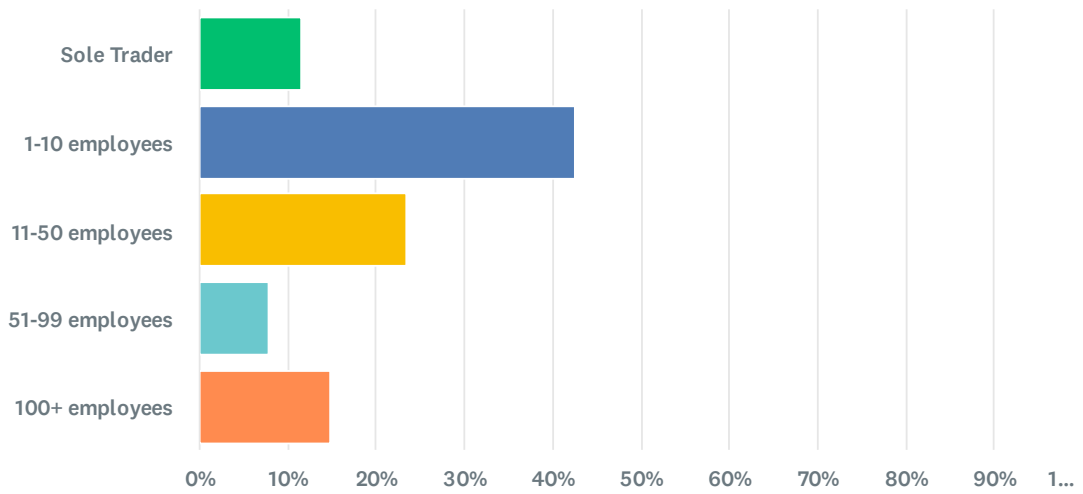
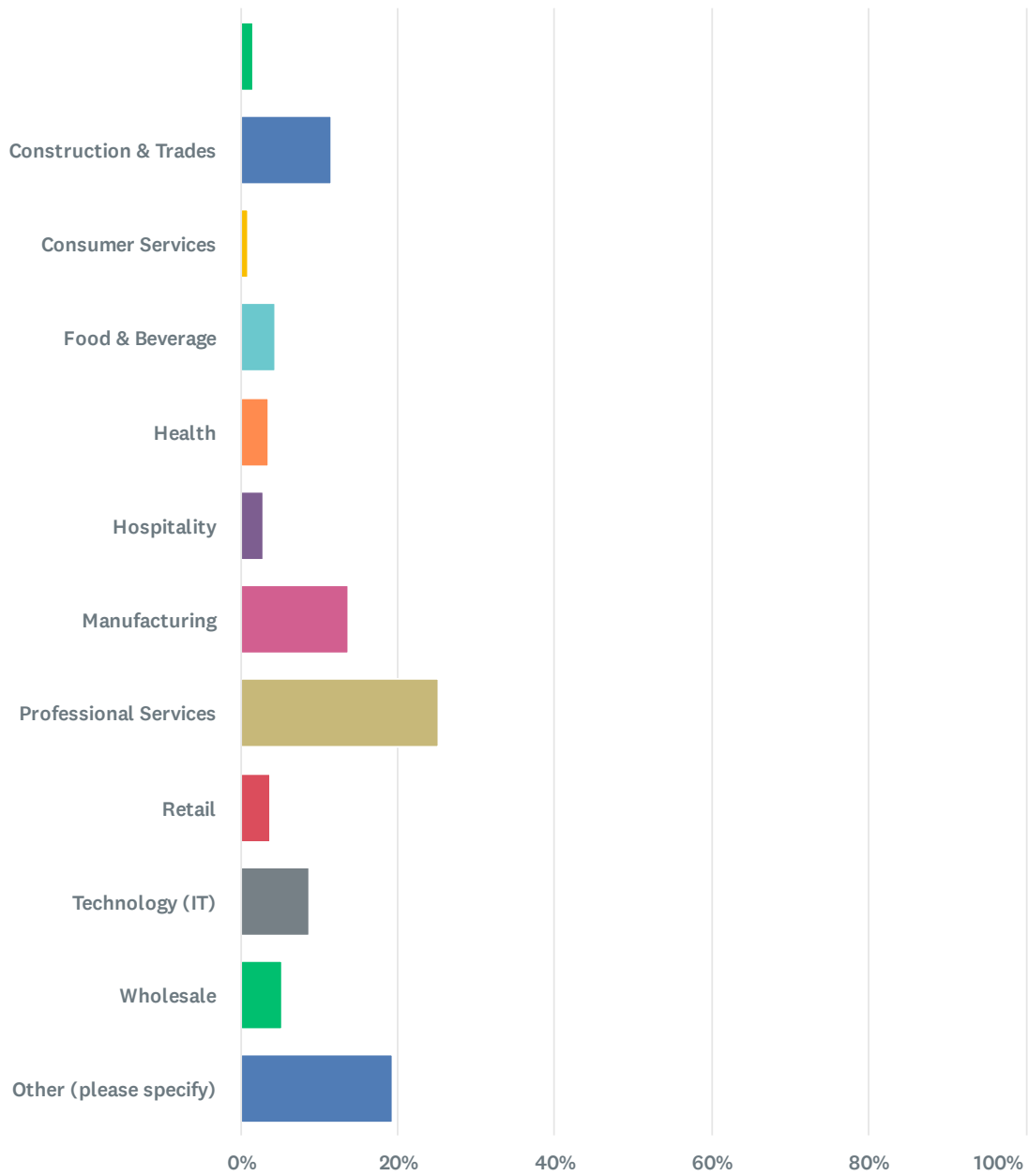


## Q1 Please indicate the number of employees within your business



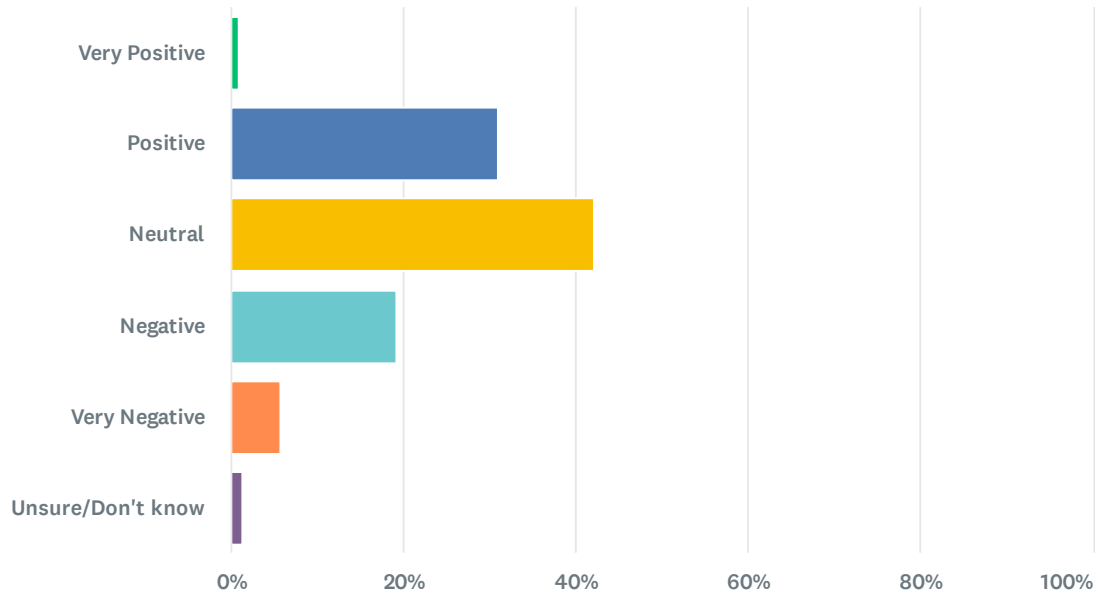
Answer Choices	Percentage
<span style="color: green;">●</span> Sole Trader	11.45%
<span style="color: blue;">●</span> 1-10 employees	42.47%
<span style="color: yellow;">●</span> 11-50 employees	23.49%
<span style="color: teal;">●</span> 51-99 employees	7.83%
<span style="color: orange;">●</span> 100+ employees	14.76%

## Q2 Which industry does your business operate in?



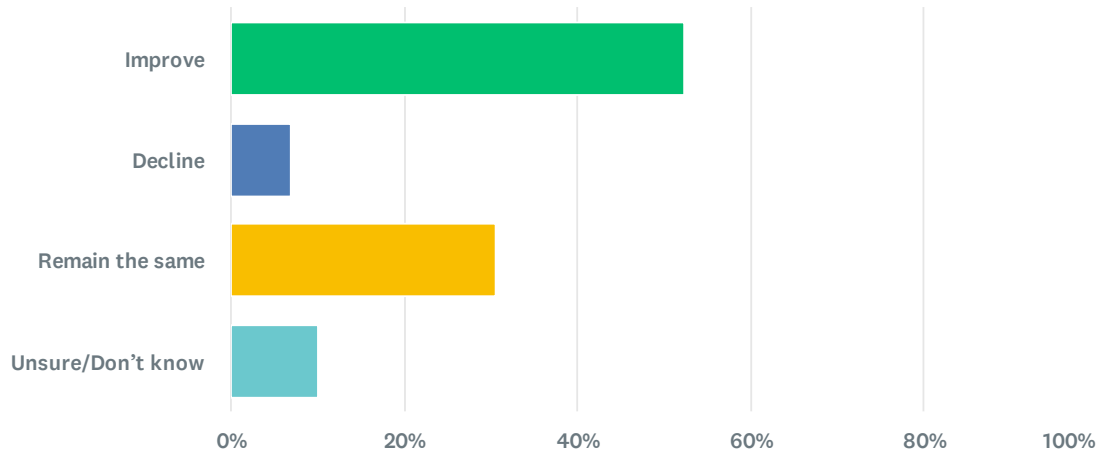
Answer Choices	Percentage
<span style="color: green;">●</span> Agriculture	1.55%
<span style="color: blue;">●</span> Construction & Trades	11.46%
<span style="color: yellow;">●</span> Consumer Services	0.93%
<span style="color: teal;">●</span> Food & Beverage	4.33%
<span style="color: orange;">●</span> Health	3.41%
<span style="color: purple;">●</span> Hospitality	2.79%
<span style="color: pink;">●</span> Manufacturing	13.62%
<span style="color: olive;">●</span> Professional Services	25.08%
<span style="color: red;">●</span> Retail	3.72%
<span style="color: grey;">●</span> Technology (IT)	8.67%
<span style="color: green;">●</span> Wholesale	5.26%
<span style="color: blue;">●</span> Other (please specify)	19.20%

### Q3 How do you rate the overall level of business confidence in New Zealand right now?



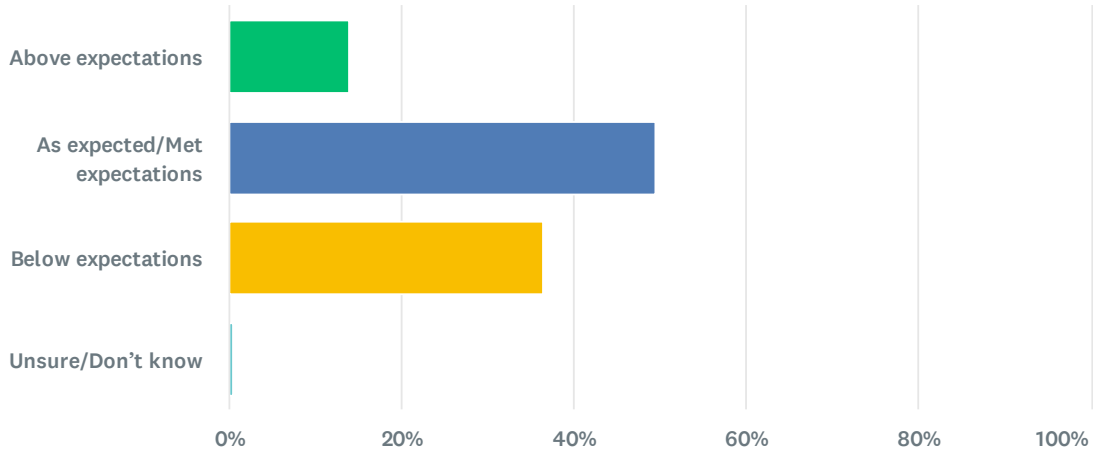
Answer Choices	Percentage
● Very Positive	0.94%
● Positive	30.94%
● Neutral	42.19%
● Negative	19.06%
● Very Negative	5.63%
● Unsure/Don't know	1.25%

## Q4 How do you anticipate the New Zealand economy will perform over the next 12 months?



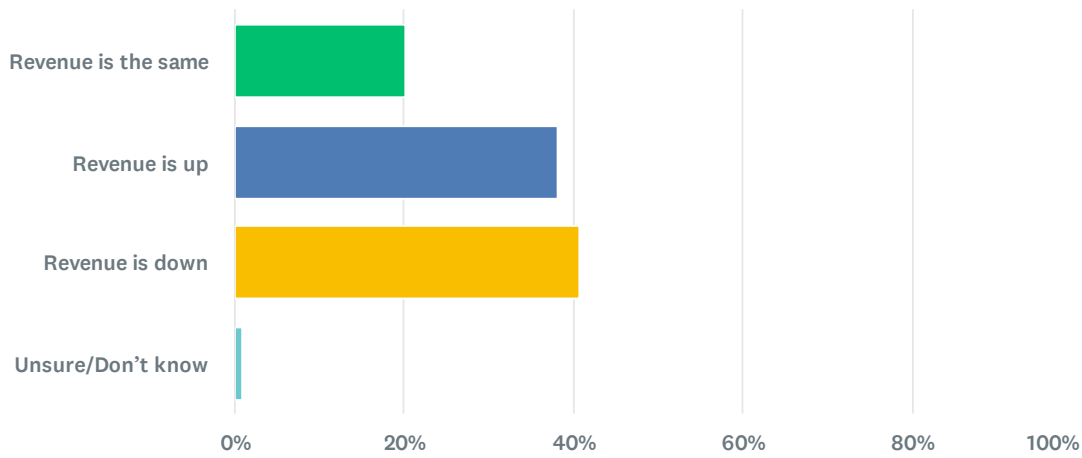
Answer Choices	Percentage	
● Improve	52.37%	
● Decline	6.94%	
● Remain the same	30.60%	
● Unsure/Don't know	10.09%	

## Q5 How would you describe your business performance over the past three months?



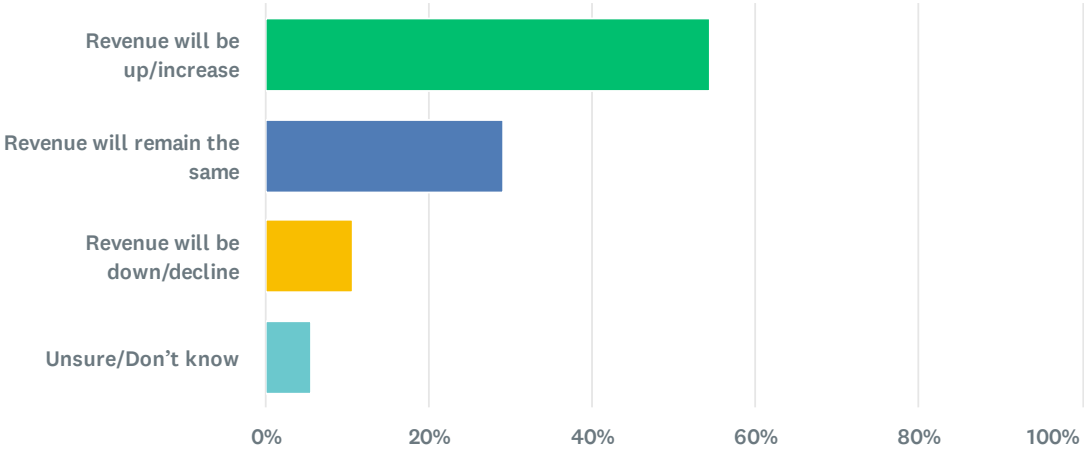
Answer Choices	Percentage
<span style="color: green;">●</span> Above expectations	13.83%
<span style="color: blue;">●</span> As expected/Met expectations	49.52%
<span style="color: yellow;">●</span> Below expectations	36.33%
<span style="color: lightblue;">●</span> Unsure/Don't know	0.32%

## Q6 How is your business revenue tracking compared to one year ago?



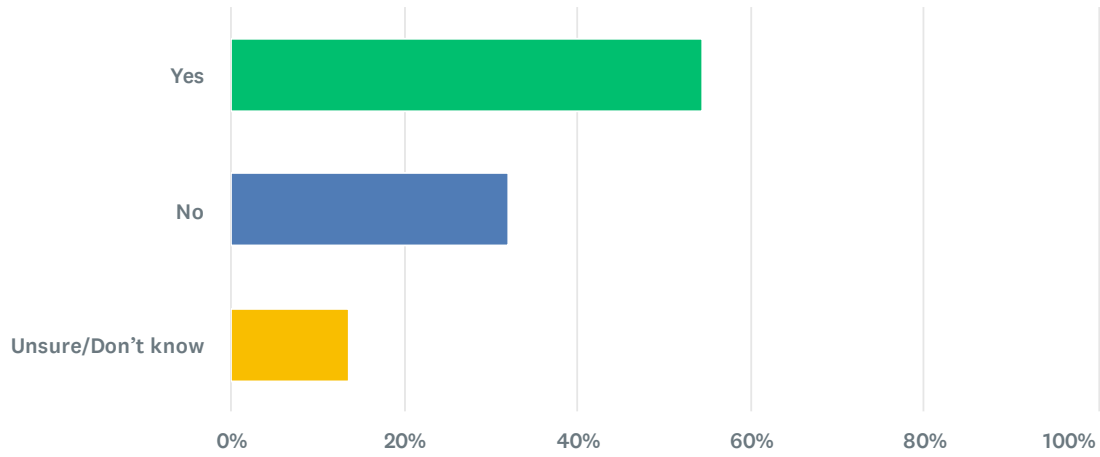
Answer Choices	Percentage
● Revenue is the same	20.19%
● Revenue is up	38.14%
● Revenue is down	40.71%
● Unsure/Don't know	0.96%

### Q7 Looking ahead, what is your revenue expectations for the next 12 month?



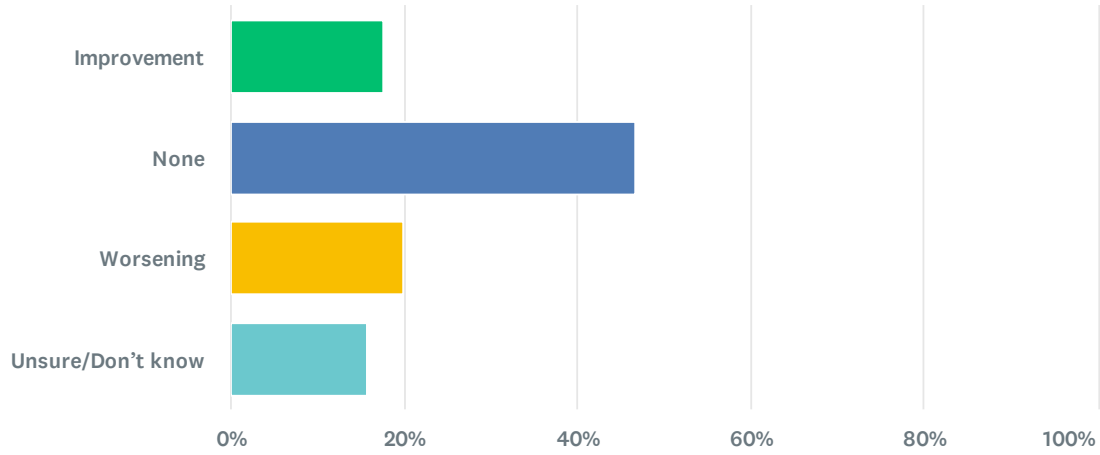
Answer Choices	Percentage	
● Revenue will be up/increase	54.55%	
● Revenue will remain the same	29.22%	
● Revenue will be down/decline	10.71%	
● Unsure/Don't know	5.52%	

**Q8 Are you planning to invest in your business in the next 12 months?**  
 This could include property, equipment, and technology.



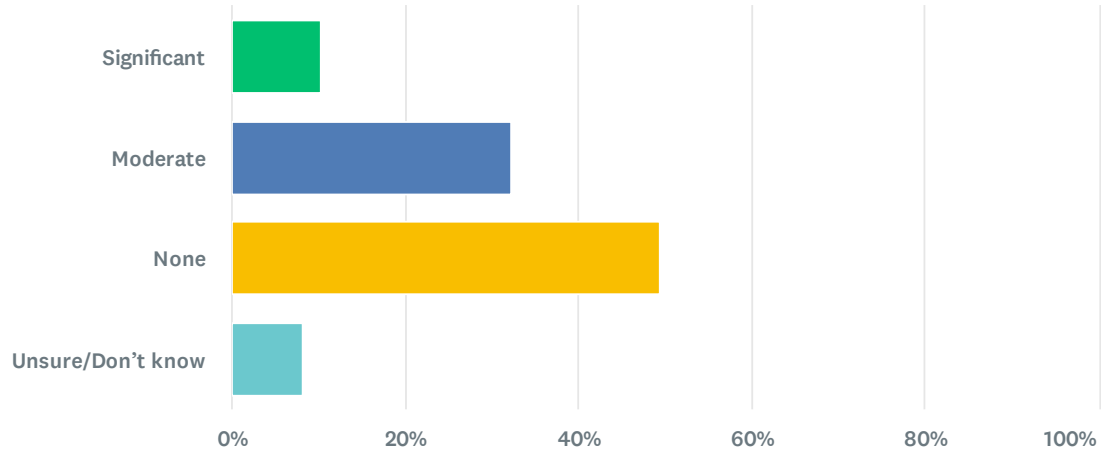
Answer Choices	Percentage	
● Yes	54.37%	
● No	32.04%	
● Unsure/Don't know	13.59%	

## Q9 Have you experienced any changes in the labour market over the past year?



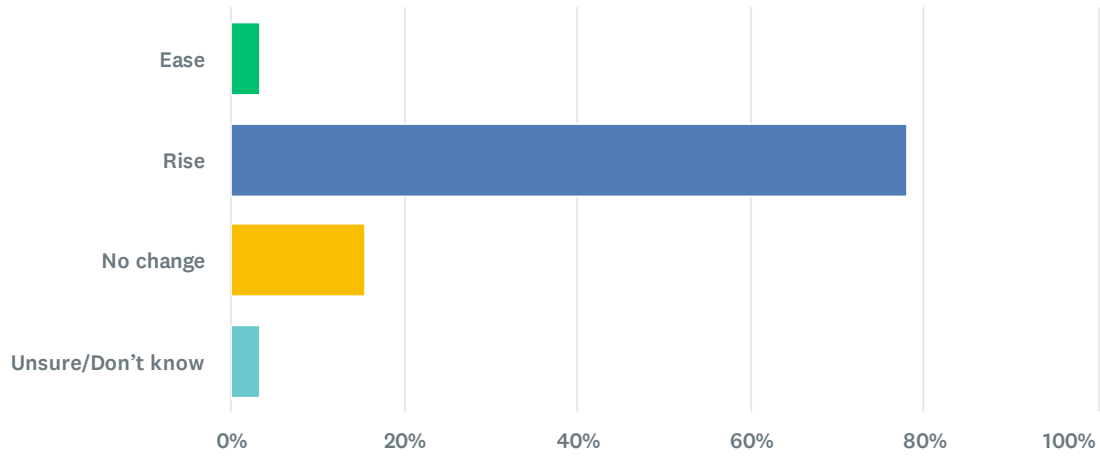
Answer Choices	Percentage	
<span style="color: green;">●</span> Improvement	17.65%	
<span style="color: blue;">●</span> None	46.73%	
<span style="color: yellow;">●</span> Worsening	19.93%	
<span style="color: teal;">●</span> Unsure/Don't know	15.69%	

## Q10 What impact, if any, are labour market constraints having on your business?



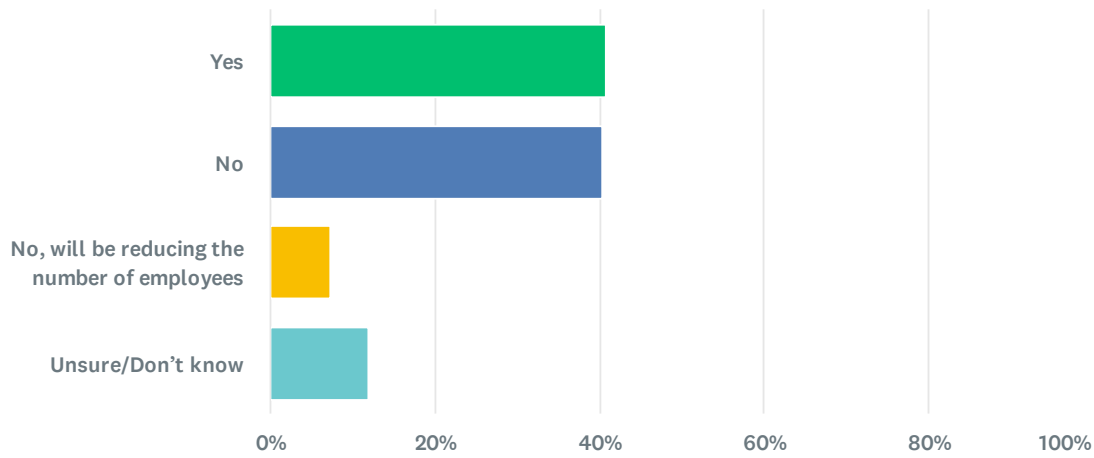
Answer Choices	Percentage
● Significant	10.20%
● Moderate	32.24%
● None	49.34%
● Unsure/Don't know	8.22%

## Q11 Do you expect costs for your business to ease, rise, or stay the same over the next 12 months



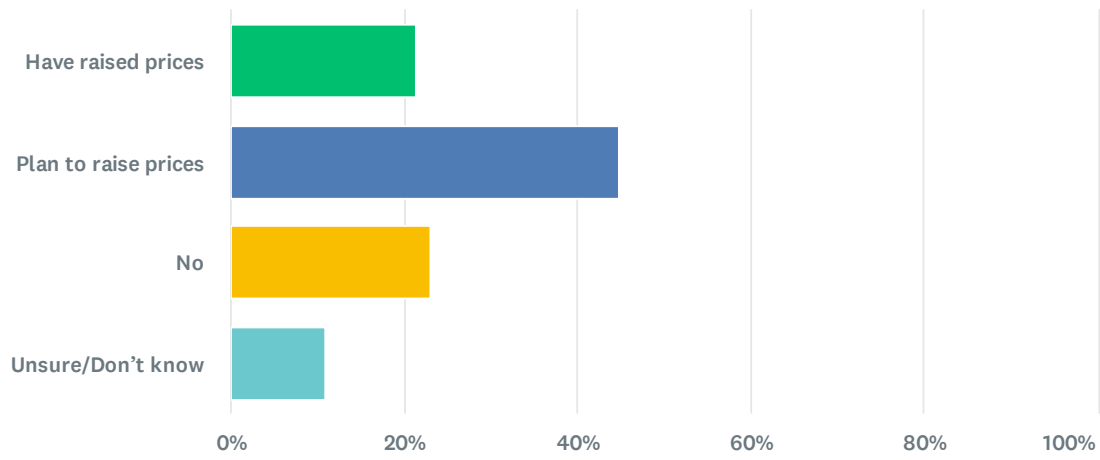
Answer Choices	Percentage	
<span style="color: green;">●</span> Ease	3.29%	
<span style="color: blue;">●</span> Rise	77.96%	
<span style="color: orange;">●</span> No change	15.46%	
<span style="color: teal;">●</span> Unsure/Don't know	3.29%	

## Q12 Do you expect to hire new staff within the next 12 months?



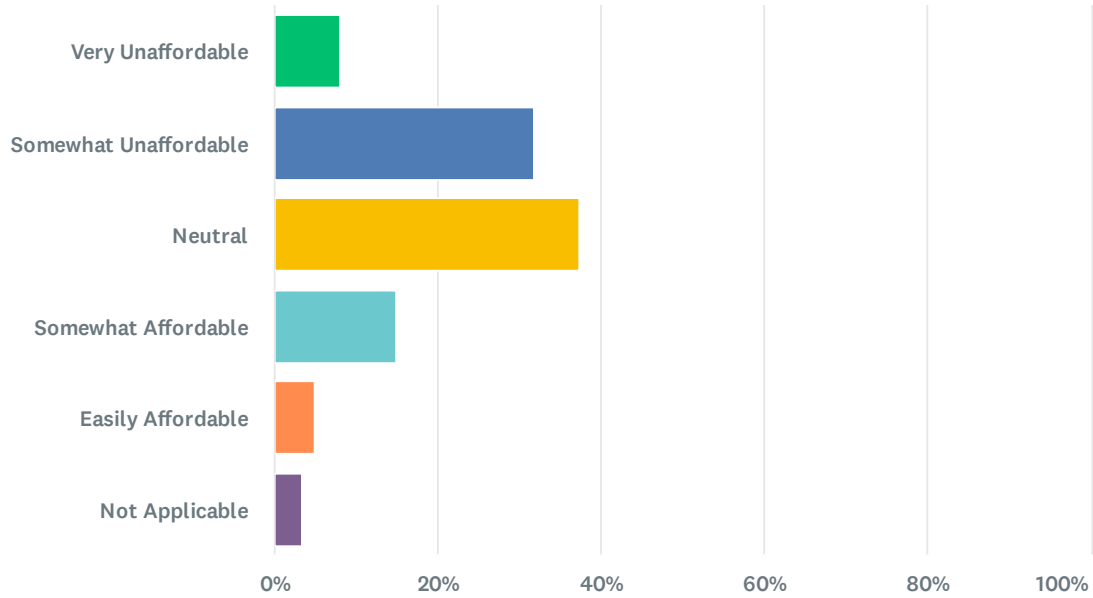
Answer Choices	Percentage
<span style="color: green;">●</span> Yes	40.66%
<span style="color: blue;">●</span> No	40.33%
<span style="color: yellow;">●</span> No, will be reducing the number of employees	7.21%
<span style="color: teal;">●</span> Unsure/Don't know	11.80%

### Q13 Have you, or do you plan to, raise prices within the next 12 months?



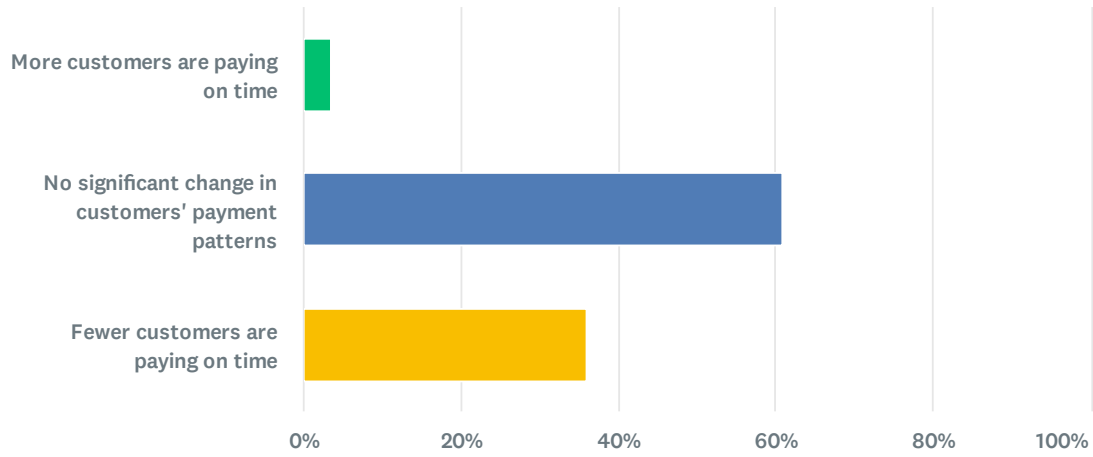
Answer Choices	Percentage
● Have raised prices	21.38%
● Plan to raise prices	44.74%
● No	23.03%
● Unsure/Don't know	10.86%

## Q14 How affordable are your current business energy costs (including electricity, gas, petrol, and other sources)?



Answer Choices	Percentage
<span style="color: green;">●</span> Very Unaffordable	7.92%
<span style="color: blue;">●</span> Somewhat Unaffordable	31.68%
<span style="color: yellow;">●</span> Neutral	37.29%
<span style="color: teal;">●</span> Somewhat Affordable	14.85%
<span style="color: orange;">●</span> Easily Affordable	4.95%
<span style="color: purple;">●</span> Not Applicable	3.30%

## Q15 Have you noticed any changes in your customers' payment= behaviour in the past 12 months?



Answer Choices	Percentage
<span style="color: green;">●</span> More customers are paying on time	3.36%
<span style="color: blue;">●</span> No significant change in customers' payment patterns	60.74%
<span style="color: yellow;">●</span> Fewer customers are paying on time	35.91%