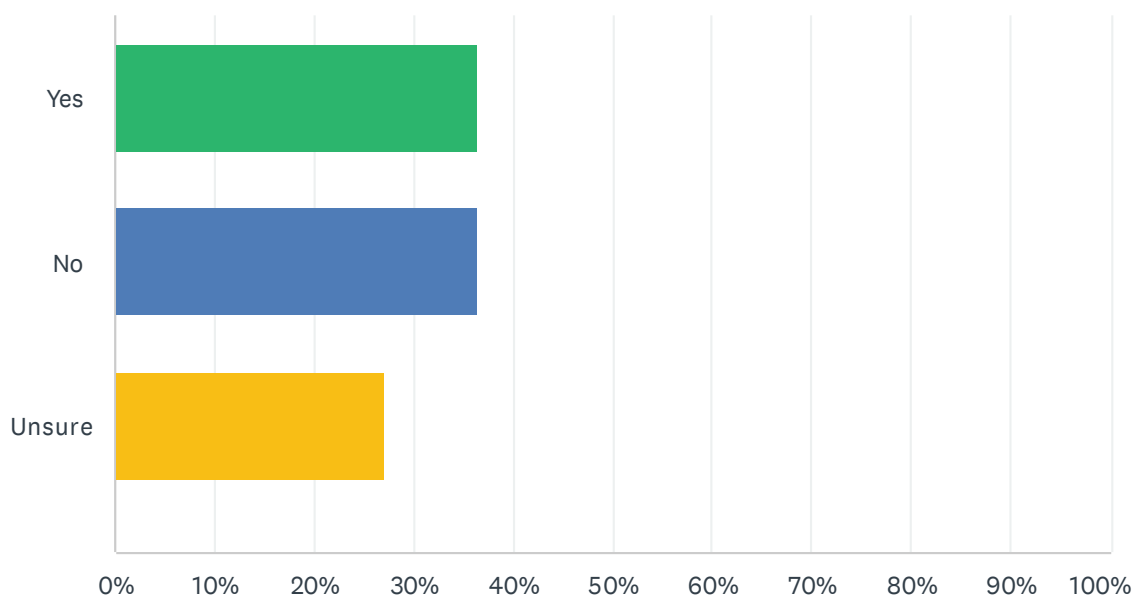


BUSINESS SURVEY

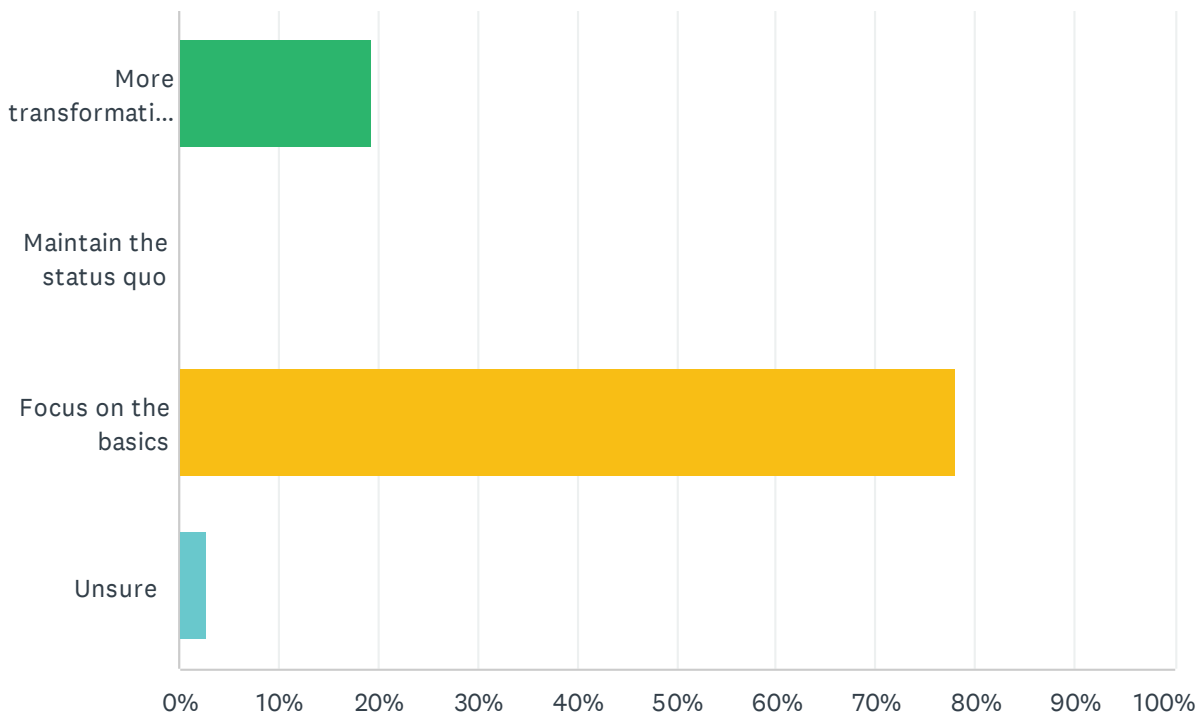
Q1. Do you expect incoming PM Chris Hipkins will pursue a more economic, business-focused agenda?



ANSWER CHOICES	RESPONSES
Yes	36.42%
No	36.42%
Unsure	27.15%

BUSINESS SURVEY

Q2. Under Chris Hipkins, should the government be more transformational, maintain the status quo or focus on the basics?

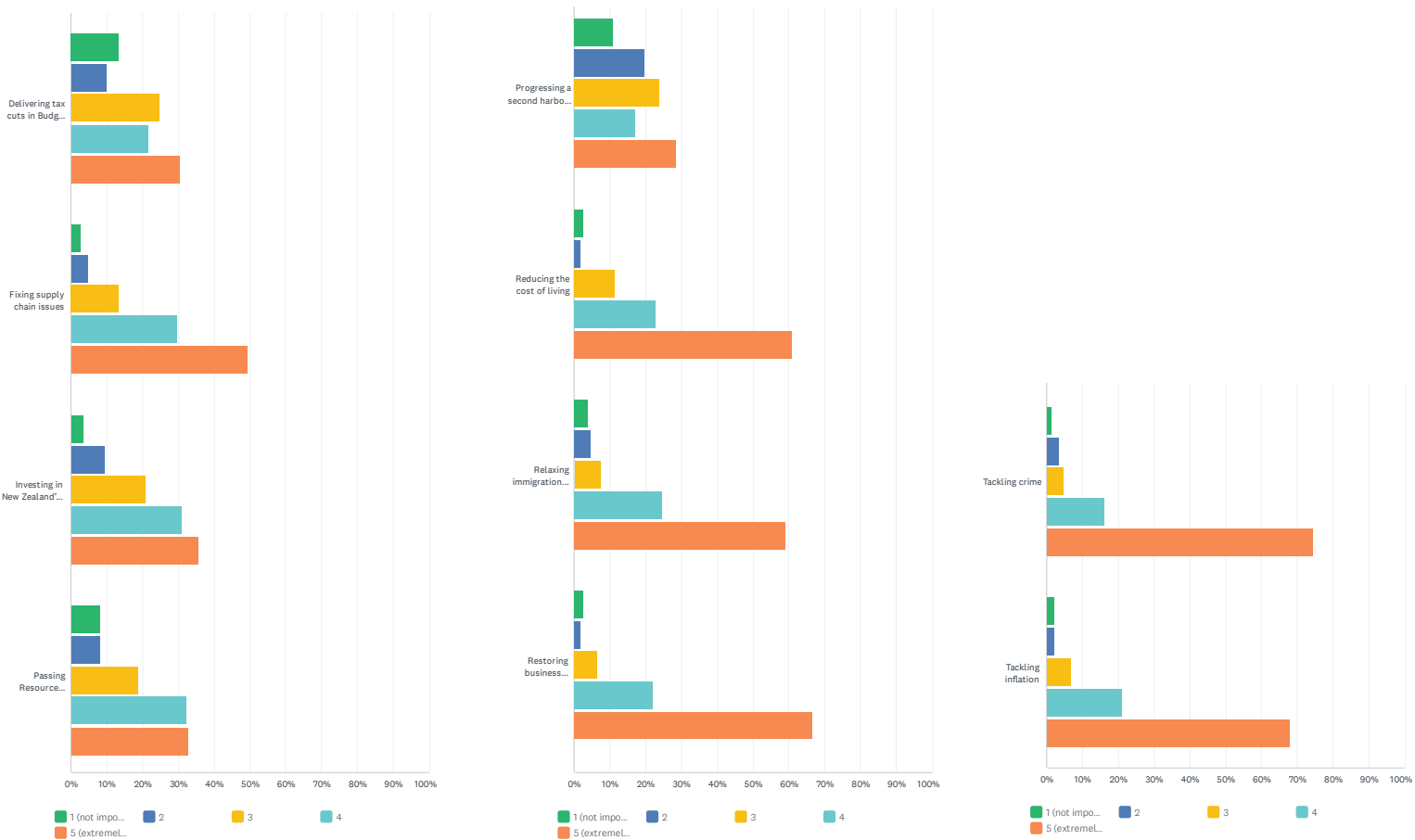


ANSWER CHOICES	RESPONSES
More transformational	19.33%
Maintain the status quo	0.00%
Focus on the basics	78.00%
Unsure	2.67%

Auckland Business Chamber BUSINESS SURVEY

AUCKLAND BUSINESS
C H A M B E R

Q3. On a scale of 1-5, how important are the following issues:

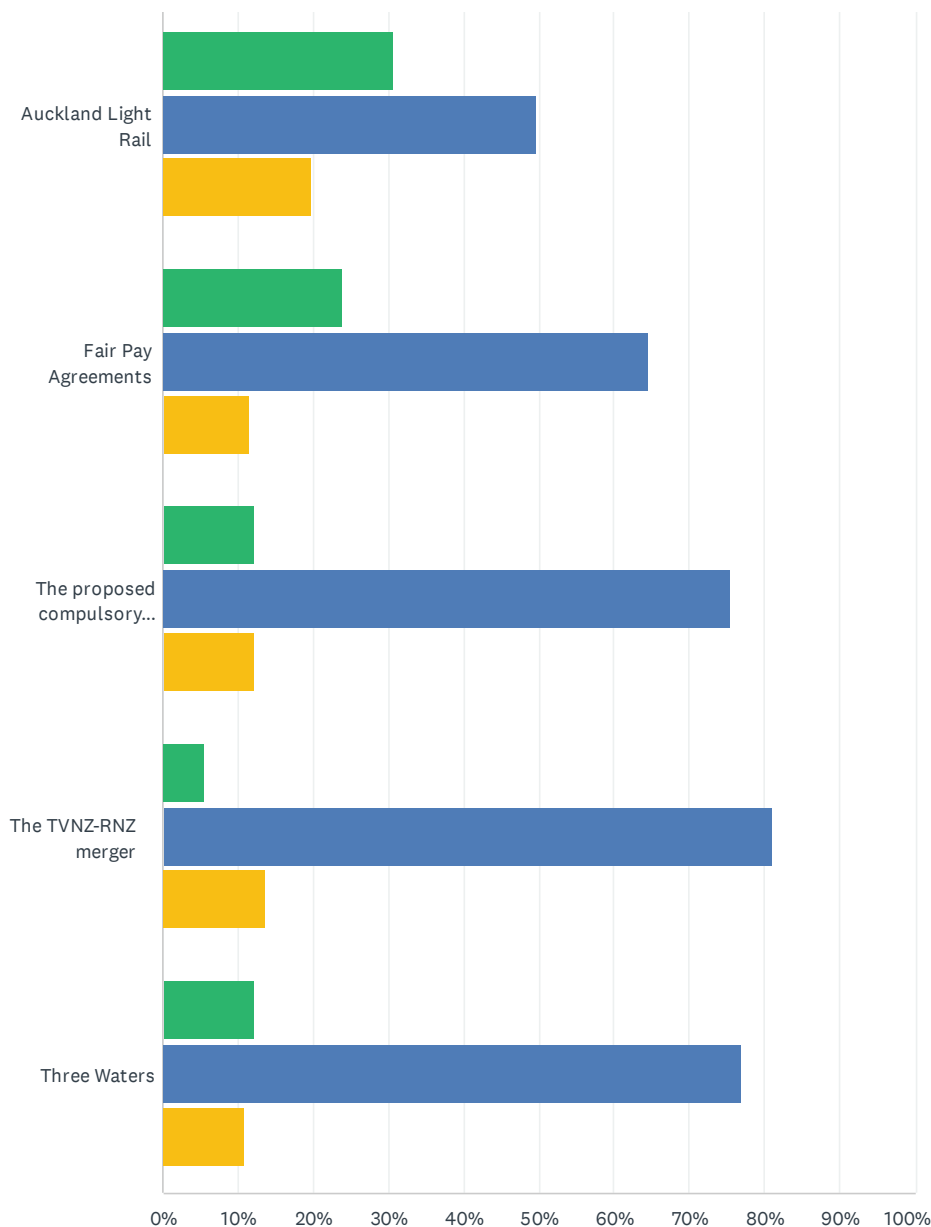


	1 (NOT IMPORTANT)	2	3	4	5 (EXTREMELY IMPORTANT)
Delivering tax cuts in Budget 2023	13.42%	10.07%	24.83%	21.48%	30.20%
Fixing supply chain issues	2.70%	4.73%	13.51%	29.73%	49.32%
Investing in New Zealand's technology future / digital transformation	3.36%	9.40%	20.81%	30.87%	35.57%
Passing Resource Management Act (RMA) reform	8.05%	8.05%	18.79%	32.21%	32.89%
Progressing a second harbour crossing	10.88%	19.73%	23.81%	17.01%	28.57%
Reducing the cost of living	2.68%	2.01%	11.41%	22.82%	61.07%
Relaxing immigration settings / access to skilled migrants	4.03%	4.70%	7.38%	24.83%	59.06%
Restoring business confidence	2.68%	2.01%	6.71%	22.15%	66.44%
Tackling crime	1.34%	3.36%	4.70%	16.11%	74.50%
Tackling inflation	2.04%	2.04%	6.80%	21.09%	68.03%

Auckland Business Chamber BUSINESS SURVEY

AUCKLAND BUSINESS
C H A M B E R

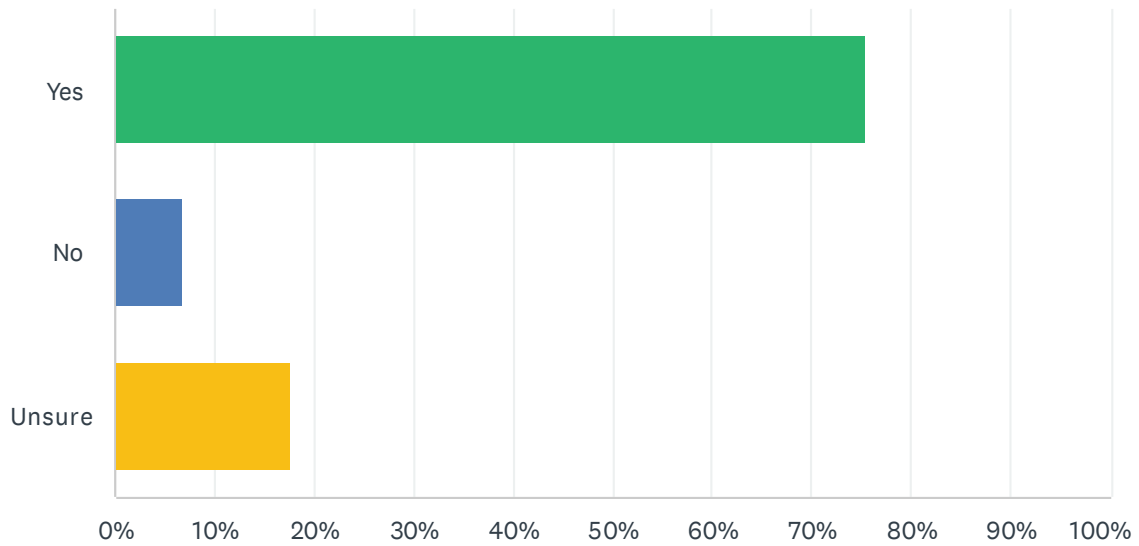
Q4. Should the government retain or abandon the following:



	RETAIN	ABANDON	UNSURE
Auckland Light Rail	30.61%	49.66%	19.73%
Fair Pay Agreements	23.81%	64.63%	11.56%
The proposed compulsory unemployment insurance scheme	12.24%	75.51%	12.24%
The TVNZ-RNZ merger	5.44%	80.95%	13.61%
Three Waters	12.24%	76.87%	10.88%

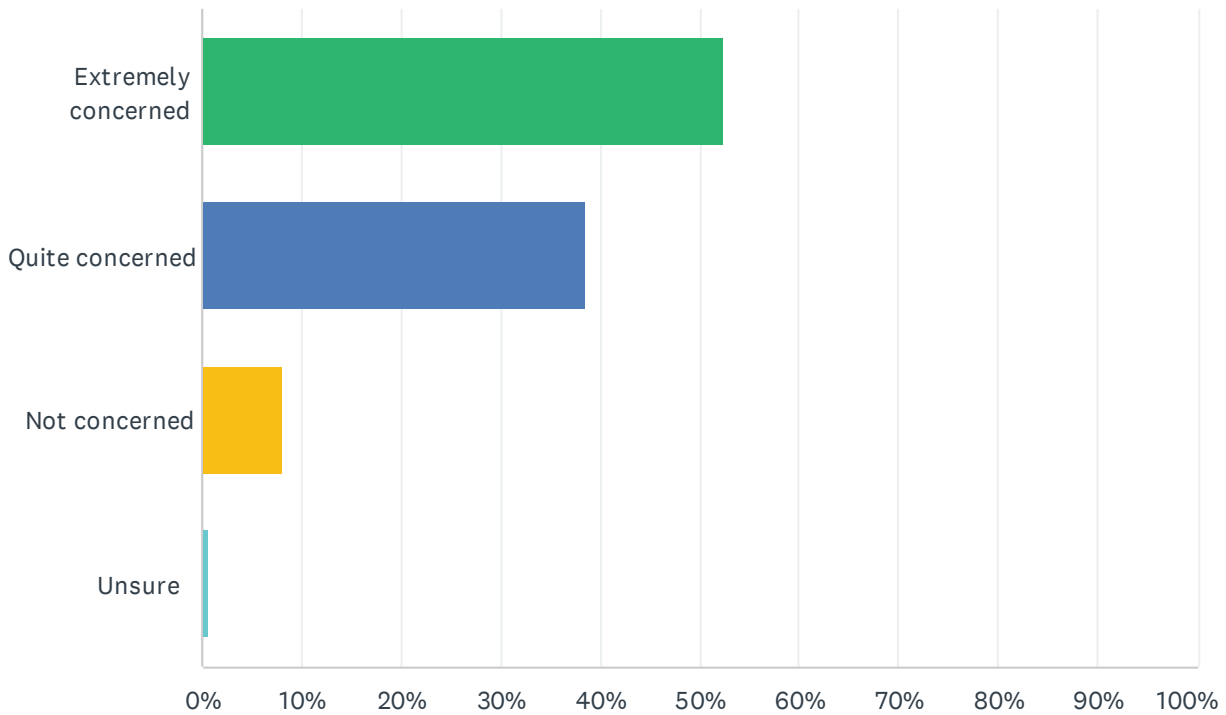
BUSINESS SURVEY

Q5. Do you expect New Zealand to enter recession in 2023



ANSWER CHOICES	RESPONSES
Yes	75.51%
No	6.80%
Unsure	17.69%

Q6. How concerned are you with raising interest rates?



ANSWER CHOICES	RESPONSES
Extremely concerned	52.55%
Quite concerned	38.69%
Not concerned	8.03%
Unsure	0.73%